



### Phonics + Literacy

Nursery children will continue to focus on developing their oral blending skills through the use of 'Fred Talk'. For example, can you h-o-p, pass me the j-a-m, I like ch-i-p-s. After sounding out the word children learn to orally blend the word together to tell you the whole word = hop/jam/chips. We also learn a new sound each week and explore objects that start with that sound. We also follow Phase 1 Letter and Sounds to develop children's speaking and listening skills. Some children will also take part in Early Talk Boost interventions.

They will be developing their listening skills through games and learning lots of nursery rhymes. The more you sing Nursery Rhymes and Counting Songs and the more stories you read to your child now, the better reader they will become!

Children are given opportunities to explore mark making with a variety of resources such as paint, chalk, pens, sand, shaving foam and develop their fine motor skills by building up the dexterity in their hands through using pegs, tweezers, scissors, etc.

This term we will be reading lots of traditional tales including The Gingerbread Man, The Three Billy Goats Gruff and Jack and the Beanstalk. We will develop our vocabulary, join in with retelling stories and create simple story maps.


### Maths



Nursery children will join in with number rhymes and counting small amounts of objects accurately. We also encourage subitising—if you can see there are 3 then you don't need to count them! Children will start to recognise numerals and order these as well as identify more and fewer. We will be looking for shapes in our environment - go on a shape hunt at home too!

We will sort objects based on size and learn to use positional language such as in, on, under, over, behind, in front, next to, up, down, between.

We will develop our language of measures and look at 'tallest' and 'shortest'. This will be useful when we start to compare the growth of our plants!



## This term our projects are ...

### Which Fairy Tales do we love?

Understand the World (UTW): We will discuss Winter, look at materials and celebrate Pancake Day and Chinese New Year. We make the most of our wonderful forest area to discuss changes in the environment over time and make comparisons between environments. We discuss our weather daily.

Physical Development (PD): We understand that children need to move and need opportunities to develop their gross (big) and fine (small) motor skills. Our environment is set up to support this alongside carefully planned activities such as making gingerbread people!

Expressive Arts and Design (EAD): Junk modelling; collage; performing stories; puppets and observational character paintings are our focus this term.

Personal, Social and Emotional Development (PSED): What is special about me? We will learn about special customs and beliefs and similarities and differences. We continue to reinforce our Grange Values and use The Colour Monster to support us with our own and others emotions.



### How do things grow?

Understand the World (UTW): We will explore Spring, growing vegetables, caring for plants and living things, life cycles and celebrate Mother's Day and Easter. We continue to make the most of our wonderful forest area to discuss changes in the environment over time and make comparisons between environments. We discuss our weather daily.

Physical Development (PD): We understand that children need to move and need opportunities to develop their gross (big) and fine (small) motor skills. Our environment is set up to support this alongside carefully planned activities such as making Easter nests!

Expressive Arts and Design (EAD): Collage; printing; texture; weaving; observational paintings/drawings and Easter songs are our focus this term.

Personal, Social and Emotional Development (PSED): What is special about the world around me? We will discuss caring for our environment and learn about special places in our community. We continue to reinforce our Grange Values and use The Colour Monster to support us with our own and others emotions.

## Learning at home



Children are welcome to borrow books from our library. We encourage you to share songs and stories as often as you can as it will have a major impact on how your children will learn to read themselves whilst also fostering a love for reading.

Children in Tadpole Class are also encouraged to recite numbers in order, count objects carefully and spot numbers and shapes in the environment, e.g. a group of three flowers.

If you can continue to support us by toilet training including hand washing and drying, practising getting dressed, eating with a knife, fork, spoon and drinking from an open cup then your children will have a strong start in school.

Check Dojo regularly for other ways that you can support your child and remember we love to see photos and videos of home learning uploaded to their Class

Dojo portfolios.



**PD:** Our children access Physical Development daily through continuous provision where they learn to peddle bikes, catch a ball, run and balance. We also access soft play sessions. Our environment is set up to support children's need to move.



## Forest: Wellie Wednesdays

Please check Class Dojo for information on dates. Reception and Nursery will be visiting the forest regularly on Wednesdays. Please can they come to school in clothes they are allowed to get messy (arms and legs covered) and in school colours where possible e.g. navy and black rather than pink. Please bring in wellies and a waterproof/all-in-one. Thank you.

At times Year 1 may be invited to the forest and you will be messaged on Dojo.



## Family Fun Mondays

Every Monday, from Week 3, families are invited to come and play, read, work with your children in class from 2.45 - 3:00pm. We look forward to welcoming you in to school. This is also a good time to catch up with the teachers if you need to discuss anything.



## EYFS Staff

**Tadpole + Frog Class**  
Tadpoles are our Nursery children and Frogs are our Reception and Year 1 children

Mrs B. Evans - Teacher

Mrs R. Evans - Teaching Assistant

Ms E. Evans - Teaching Assistant

Mrs B. Reid - Teaching Assistant




Mrs J. Plummer - Teaching Assistant

Mrs S. Bolton—Teaching Assistant

Children have lessons with different adults for various subjects based on their personal targets. Sometimes we work together and sometimes we work in our separate cohorts. Our environment is set up so that the indoor and outdoor areas also assist children with their learning.

## Ready to learn

Please make sure that your child:

- brings their bag to school every day 
- brings a coat to school every day 
- has a water bottle in school every day (no juice please) 
- has a complete change of clothes (including underwear and socks) in their bag (if your child is still toilet training then send in multiple spares please)
- does not bring any toys from home into school
- check Class Dojo regularly for other information such as when you will need Forest Clothes

**Please make sure that all your child's belongings are clearly labelled with their name.**

## Useful links

Click here for information about school uniform:

[Uniform - Grange Primary School \(grangeprimaryshrewsbury.co.uk\)](http://grangeprimaryshrewsbury.co.uk)

Click here for information about term dates:

[Term Dates - Grange Primary School \(grangeprimaryshrewsbury.co.uk\)](http://grangeprimaryshrewsbury.co.uk)

## We are Grangers

and we...

try our best



are honest



are kind



are curious



respect each other



## How are you feeling today?



mixed up



happy



sad



angry



fear



calm