




Brought to you by [the NCER](#)

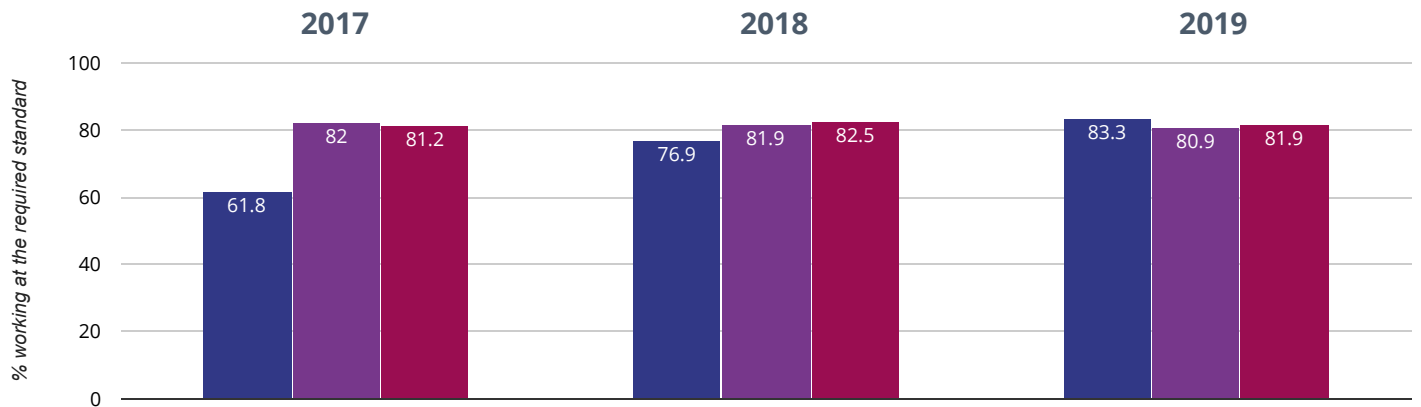
✉️ If you have any queries regarding the data within the Real Time Data graphs, please **contact your Local Authority**



GRANGE PRIMARY



🎧 Year 1: Working At



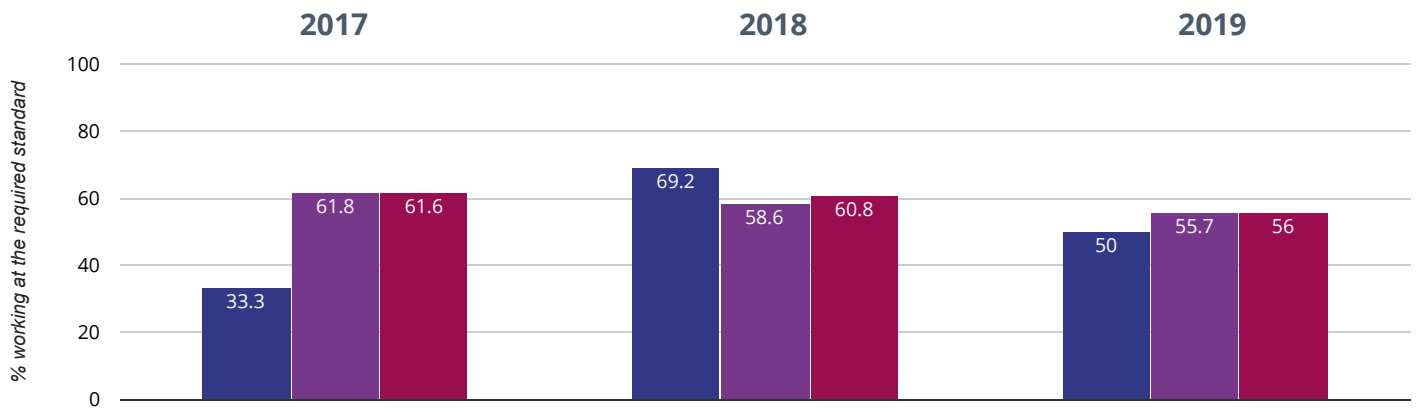
83.3% in 2019

6.4% points rise since 2018

21.5% points rise since 2017

■ Grange Primary ■ Shropshire (124) ■ NCER National (16279)

🎤 Year 2: Working At



50% in 2019

19.2% points drop since 2018

16.7% points rise since 2017

■ Grange Primary ■ Shropshire (114) ■ NCER National (15606)